

# Ausbil Global Resources Fund

## Fact Sheet

March 2026

Ausbil Investment Management Limited  
ABN 26 076 316 473  
AFSL 229722  
Level 27  
225 George Street  
Sydney NSW 2000  
GPO Box 2525  
Sydney NSW 2001  
Phone 61 2 9259 0200

'The Fund aims to provide positive absolute investment returns over the long term in both rising and falling commodity markets'

### Investment objective

The Fund aims to provide positive absolute investment returns over the long term in both rising and falling commodity markets, by employing a long/short approach to global natural resources equity markets. There is no guarantee that this objective will be achieved.

### Key features of the strategy

- The Fund utilises both top down commodity and macro analysis, combined with bottom up stock analysis and a disciplined risk management process, with the aim of producing consistent and risk controlled outperformance through the economic cycle.
- The Fund aims to capitalise on the volatility within the natural resources sector by employing a long/short approach to global natural resources equity markets with a focus on generating positive returns in both rising and falling commodity markets.
- The Fund seeks to achieve this by investing in high quality natural resources companies and associated industries, which are expected to have sustainable earnings and free cash flows, and to short sell securities which have declining earnings/cashflow or commodity specific headwinds. Short selling is also used by the Fund to manage risk and market or commodity exposures.

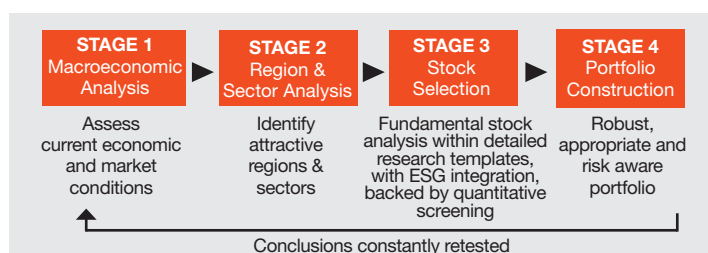
### Key benefits of the strategy

Investing in the Fund offers a range of benefits, including:

- Exposure to long and short positions in companies: access to an actively managed portfolio of long and short positions in global natural resources.
- Experienced team: access to Ausbil's highly experienced investment management team with a proven track record.
- Expertise: access to the investment expertise and knowledge of the Ausbil investment management professionals, who combine company level research with top down economic analysis with a disciplined approach to portfolio construction.

### Investment style

The Fund is a long/short absolute return fund in style, applying Ausbil's top-down and bottom-up four stage investment approach.



### Platform Availability

- CFS Edge
- Dash
- Hub24
- Mason Stevens
- Netwealth
- Power Wrap
- Praemium
- Wholesale Direct

### Performance<sup>3</sup>

Period	Fund Return <sup>1</sup> %	Benchmark <sup>2</sup> %	Out/Under Performance %
3 months	-6.39	0.91	-7.29
6 months	13.82	1.82	12.00
1 year	54.66	3.80	50.86
2 years pa	6.56	4.13	2.43
3 years pa	-14.21	4.15	-18.36
4 years pa	-20.03	3.62	-23.65
5 years pa	-11.47	2.89	-14.36
7 years pa	0.45	2.25	-1.80
Since inception pa Date: 31 May 2018	-0.72	2.23	-2.94

### Market Exposure<sup>3</sup>

Exposure (month end)	%
Long	78.72
Short	-29.80
Net	48.92
Gross	108.52

### Largest 5 Long Positions<sup>3</sup>

Company	%
1. Winsome Resources	7.6
2. Australian Strategic Materials	7.0
3. Liontown	5.4
4. African Gold	5.1
5. IGO	4.6

### Largest 5 Short Positions<sup>3</sup>

Sector	%
Company 1 Coal & Uranium	-5.4
Company 2 Gold Mining	-4.8
Company 3 Battery Materials	-3.6
Company 4 Exploration & Production	-2.2
Company 5 Exploration & Production	-2.0

### Regional Exposure<sup>3</sup>

Region	Long %	Short %	Gross %	Net %
Australia	61	-6	67	55
Canada/US	15	-24	39	-9
Europe	3	0	3	3
Other	0	0	0	0
<b>Total</b>	<b>79</b>	<b>-30</b>	<b>109</b>	<b>49</b>

- Figures presented are net of fees but before taxes.
- The benchmark is the Bloomberg AusBond Bank Bill Index.
- All data is as at 31 March 2026.
- Ausbil has the discretion to waive these minimums.

## Product Details<sup>3</sup>

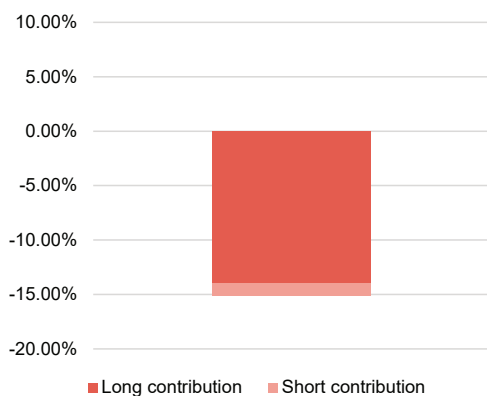
Characteristic	Comments
APIR Code	AAP5928AU
Benchmark	Bloomberg AusBond Bank Bill Index
Unit pricing frequency	Each business day
Minimum initial investment <sup>3</sup>	\$20,000
Minimum additional investment	\$5,000
Distribution timetable	Annually, as at 30 June.
Number of Stock Holdings	47
Minimum suggested holding period	5 years +
Management fee:	1.35% of the Fund's Net Asset Value (NAV)
Performance fee:	20.5% of the difference between the Fund performance and the return of the benchmark, Bloomberg AusBond Bank Bill Index, including a hurdle of 2.00% pa multiplied by the Fund's NAV.

## Monthly Returns (net)

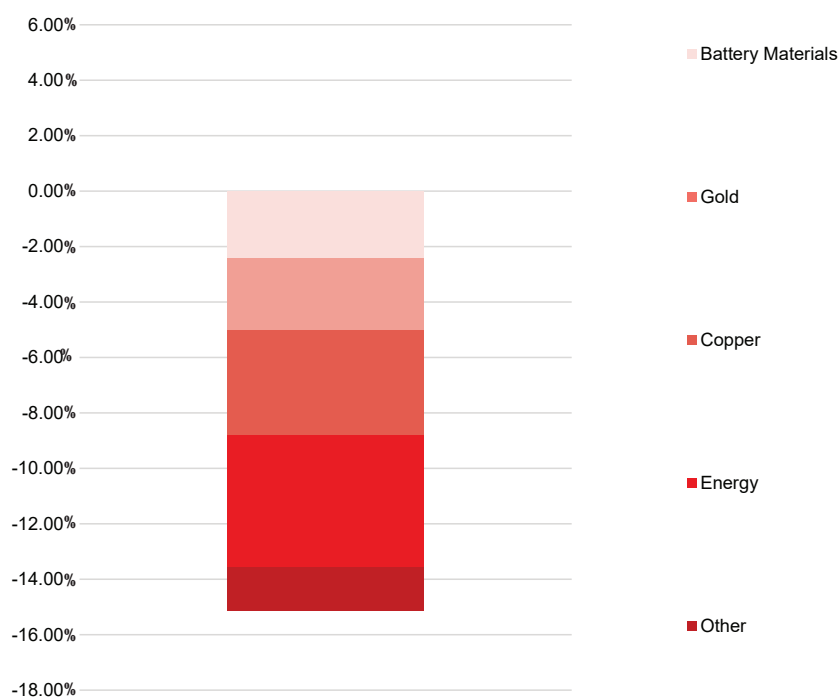
Year	Jan	Feb	Mar	Apr	May	Jun	Jul	Aug	Sept	Oct	Nov	Dec	CYTD
	%	%	%	%	%	%	%	%	%	%	%	%	
2018						-2.93	3.32	-0.85	3.88	-6.54	0.56	-6.43	
2019	-0.73	0.57	0.97	2.17	7.71	4.87	-1.49	-6.26	4.19	-2.35	0.53	4.71	15.05
2020	-0.35	-9.19	-0.67	2.59	5.90	1.36	4.25	2.35	-1.61	6.08	13.76	7.74	35.12
2021	18.84	5.88	-2.19	7.43	2.92	-4.27	4.47	5.27	-3.22	7.95	-0.71	5.66	57.02
2022	-1.77	-1.05	7.26	1.37	-0.93	-29.67	2.07	8.23	-8.96	-0.72	2.34	-2.87	-26.92
2023	4.53	-5.25	-6.73	-2.83	-9.65	-3.15	-9.32	-1.62	-3.78	-4.24	-7.14	-3.73	-42.28
2024	-12.91	-3.34	5.73	2.35	-1.16	-12.31	-5.47	-4.99	7.67	-2.46	-1.24	-4.05	-29.42
2025	2.78	-9.64	-0.31	4.23	3.96	1.74	-0.94	13.30	9.82	4.89	4.21	11.24	52.96
2026	10.25	0.05	-15.14										-6.39

## Contribution of Alpha - Net of fees (Month of March)

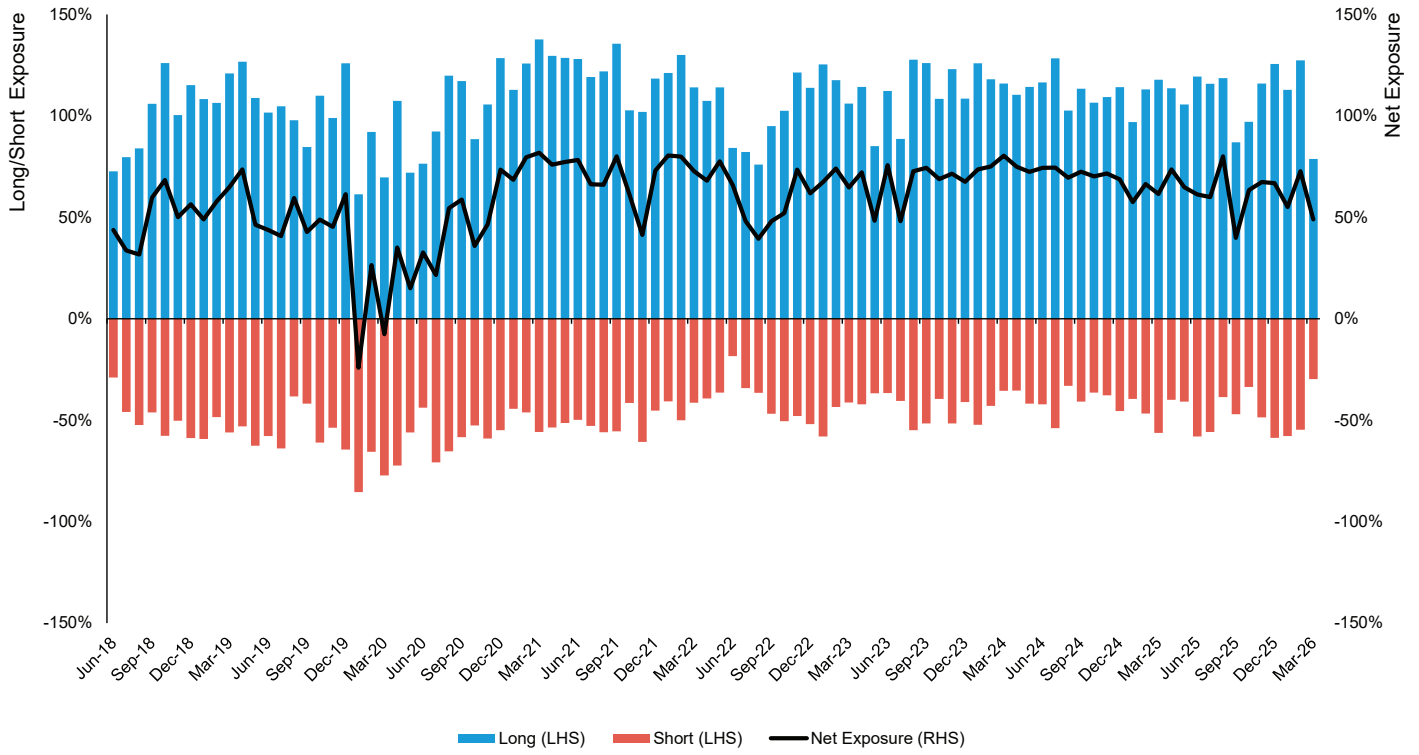
### Contribution, Long vs short



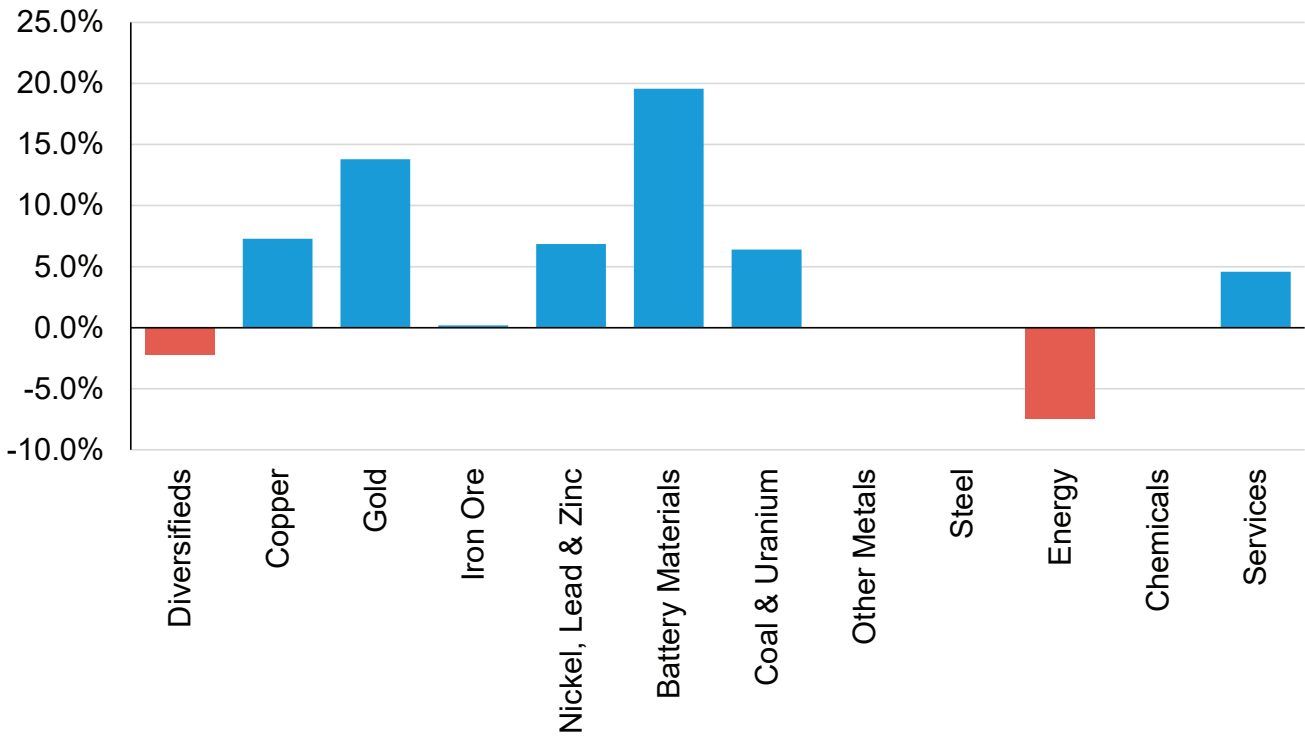
### Contribution, by Sub Commodity



## Ausbil Global Resources Fund - Long, Short and Net Exposures



## Commodity Net Exposure





Ausbil Investment  
Management Limited  
Level 27  
225 George Street  
Sydney NSW 2000  
Australia  
Toll Free 1800 287 245

This material is issued by Ausbil Investment Management Limited (Ausbil) ABN 26 076 316 473, AFSL 229722 as at 31 March 2026 and is subject to change. The material is not intended to provide you with financial product advice. It does not take into consideration the investment objectives, financial situation or needs of any person. For this reason, you should, before acting on this material, obtain professional advice from a licensed financial adviser and read the relevant Product Disclosure Statement which is available at [www.ausbil.com.au](http://www.ausbil.com.au) and the target market determination which is available at [www.ausbil.com.au/invest-with-us/design-and-distribution-obligations](http://www.ausbil.com.au/invest-with-us/design-and-distribution-obligations). Past performance is not a reliable indicator of future performance. Any reference to past performance is for illustrative purposes only and should not be relied upon on. Ausbil, its officers, directors and affiliates do not guarantee the performance of, a particular rate of return for, the repayment of capital of, the payment of distribution or income of, or any particular taxation consequences for investing with or in any Ausbil product or strategy. The performance of any strategy or product depends on the performance of the underlying investment which may rise or fall and can result in both capital gains and loss. Any references to particular securities or sectors are for illustrative purposes only. It is not a recommendation in relation to any named securities or sectors. The material may contain forward looking statements which are not based solely on historical facts but are based on our view or expectations about future events and results. Where we use words such as but are not limited to 'anticipate', 'expect', 'project', 'estimate', 'likely', 'intend', 'could', 'target', 'plan', 'believe', 'think', 'might' we are making a forecast or denote a forward-looking statement. These statements are held at the date of the material and are subject to change. Forecast results may differ materially from results or returns ultimately achieved. The views expressed are the personal opinion of the author, subject to change (without notice) and do not necessarily reflect the views of Ausbil. This information should not be relied upon as a recommendation or investment advice and is not intended to predict the performance of any investment or market. The actual results may differ materially from those expressed or implied in the material. Ausbil gives no representation or warranty (express or implied) as to the completeness or reliability of any forward looking statements. Such forward looking statements should not be considered as advice or a recommendation and has such should not be relied upon. To the extent permitted by law, no liability is accepted by Ausbil, its officers or directors or any affiliates of Ausbil for any loss or damage as a result of any reliance on this information. While efforts have been made to ensure the information is correct, no warranty of accuracy or reliability is given, and no responsibility is accepted for errors or omissions. Any opinions expressed are those of Ausbil as of the date noted on the material and are subject to change without notice.